



Emergency Medical Services Committee
Tuesday, September 9, 2025
Agenda

Call to Order

Check for Quorum

Welcome Mayor's Emerging Leaders

Public Comments – Limited to Agenda Items

Approval of Minutes: August 12, 2025

Agenda:

- Maintenance Report
- Response Report
- Financial Report

Other Business:

Next Meeting: October 14, 2025

Adjourn:

**EMS Maintenance Report
For the Month August
2025**

(5658GG) 2020 F-450 #95 VIN# 1FDUF4GN9LDA05876					
Date	July Mileage	August Mileage	Description of Work Performed	Total Cost	Total this FY
	87,086	87,629			
			Total Monthly Cost:	\$0.00	\$0.00
(5674GG) 2020 F-450 #96 VIN# 1FDUF4GN3LDA07073					
Date	July Mileage	August Mileage	Description of Work Performed	Total Cost	Total this FY
	99,610	OOS			
			Total Monthly Cost:	\$0.00	\$0.00
(5673GG) 2020 F-450 #98 VIN# 1FDUF4GN1LDA07072					
Date	July Mileage	August Mileage	Description of Work Performed	Total Cost	Total this FY
	148,033	148,114			
			Total Monthly Cost:	\$0.00	\$0.00
(7235GG) 2020 F-450 #99 VIN# 1FDUF4GNXLDA11668					
Date	July Mileage	August Mileage	Description of Work Performed	Total Cost	Total this FY
	130,918	132,059			
			Total Monthly Cost:	\$0.00	\$0.00
(7236GG) 2020 F-450 #01 VIN# 1FDUF4GN1LDA11669					
Date	July Mileage	August Mileage	Description of Work Performed	Total Cost	Total this FY
	96,097	97,288			
			Total Monthly Cost:	\$0.00	\$0.00
(3681GH) 2022 F-450 #02 VIN# 1FDUF4GN7NDA01540					
Date	July Mileage	August Mileage	Description of Work Performed	Total Cost	Total this FY
	76,049	77,571			
			Total Monthly Cost:	\$0.00	\$0.00
(3693GH) 2022 F-450 #03 VIN# 1FDUF4GN9NDA01541					
Date	July Mileage	August Mileage	Description of Work Performed	Total Cost	Total this FY
	89,323	90,507			
			Total Monthly Cost:	\$0.00	\$60.00

EMS Maintenance Report

For the Month August

2025

(7783GH) 2022 F-450 #04 VIN# 1FDUF4GN8NDA16502					
Date	July Mileage	August Mileage	Description of Work Performed	Total Cost	Total this FY
	70,825	72,732			
			Total Monthly Cost:	\$0.00	\$0.00
(9360GH) 2022 F-450 #05 VIN# 1FDUF4GNXNDA16503					
Date	July Mileage	August Mileage	Description of Work Performed	Total Cost	Total this FY
	97,185	98,336			
			Total Monthly Cost:	\$0.00	\$0.00
(9398GH) 2022 F-450 #06 VIN# 1FDUF4GN1NDA16504					
Date	July Mileage	August Mileage	Description of Work Performed	Total Cost	Total this FY
	67,878	70,440			
			Total Monthly Cost:	\$0.00	\$0.00
(9409GH) 2022 F-450 #07 VIN# 1FDUF4GN3NDA16505					
Date	July Mileage	August Mileage	Description of Work Performed	Total Cost	Total this FY
8/27/2025	42,550	44,086	HVAC Duct & door latch	\$133.30	
			Total Monthly Cost:	\$133.30	\$133.30
(7694-GE) 2023 F-450 #08 VIN# 1FDUF4GNXPED04633					
Date	July Mileage	August Mileage	Description of Work Performed	Total Cost	Total this FY
	15,820	16,993			
			Total Monthly Cost:	\$0.00	\$0.00
(7691-GE) 2023 F-450 #09 VIN# 1FDUF4GN1PED04634					
Date	July Mileage	August Mileage	Description of Work Performed	Total Cost	Total this FY
	25,903	27,774			
			Total Monthly Cost:	\$0.00	\$0.00
(0343-GE) 2023 F-450 #10 VIN# 1FDUF4GN3PED04635					
Date	July Mileage	August Mileage	Description of Work Performed	Total Cost	Total this FY
	22,859	23,867			
			Total Monthly Cost:	\$0.00	\$0.00
(0342-GE) 2023 F-450 #11 VIN# 1FDUF4GN5PED04636					
Date	July Mileage	August Mileage	Description of Work Performed	Total Cost	Total this FY
	25,260	27,749			
			Total Montly Cost:	\$0.00	\$160.00

EMS Maintenance Report

For the Month August

2025

(5798-GC) 2023 F-450 #12 VIN# 1FDUF4GN7PED04637					
Date	July Mileage	August Mileage	Description of Work Performed	Total Cost	Total this FY
	26,132	29,820			
			Total Monthly Cost:		\$60.00
(0388GE) 2023 F-450 #13 VIN# 1FDUF4GN9PDA18004					
Date	July Mileage	August Mileage	Description of Work Performed	Total Cost	Total this FY
	21,082	23,973			
			Total Monthly Cost:	\$0.00	\$0.00
(5797GC) 2023 F-450 #14 VIN# 1FDUF4GN7PDA18244					
Date	July Mileage	August Mileage	Description of Work Performed	Total Cost	Total this FY
	17,107	20,976			
			Total Monthly Cost:	\$0.00	\$0.00
(7693GE) 2023 F-450 #15 VIN# 1FDUF4GN7PDA18261					
Date	July Mileage	August Mileage	Description of Work Performed	Total Cost	Total this FY
	9,633	11,109			
			Total Monthly Cost:	\$0.00	\$0.00
(7692GE) 2023 F-450 #16 VIN# 1FDUF4GN4PDA18184					
Date	July Mileage	August Mileage	Description of Work Performed	Total Cost	Total this FY
	7,242	9,191			
			Total Monthly Cost:	\$0.00	\$0.00
(2704GF) 2023 F-450 #17 VIN# 1FDUF4GN1PDA18028					
Date	July Mileage	August Mileage	Description of Work Performed	Total Cost	Total this FY
	5,142	7,259			
			Total Monthly Cost:	\$0.00	\$0.00
(2706GF) 2023 F-450 #18 VIN# 1FDUF4GN4PDA18007					
Date	July Mileage	August Mileage	Description of Work Performed	Total Cost	Total this FY
	3,169	5,432			
			Total Monthly Cost:	\$0.00	\$0.00
(2705GF) 2023 F-450 #19 VIN# 1FDUF4GN9RDA04347					
Date	July Mileage	August Mileage	Description of Work Performed	Total Cost	Total this FY
	150	300			
			Total Monthly Cost:	\$0.00	\$0.00

EMS Maintenance Report

For the Month August

2025

<i>SORT 2 UNIT (GX1067) 2006 F-650 VIN# 3FRNF66F26V317882</i>					
Date	July Mileage	August Mileage	Description of Work Performed	Total Cost	Total this FY
	168,046	168,065			
			Total Monthly Cost:	\$0.00	\$0.00
<i>SORT UNIT (6310-GB) 2012 F-450 VIN# 1FDUF4GT8CEB55275</i>					
Date	July Mileage	August Mileage	Description of Work Performed	Total Cost	Total this FY
	218,615	218,615			
			Total Monthly Cost:	\$0.00	\$0.00
<i>EMS Logistics (GX1093) 2006 F-150 VIN# 1FTRX14W36NB06008</i>					
Date	July Mileage	August Mileage	Description of Work Performed	Total Cost	Total this FY
	203,907	203,976			
			Total Monthly Cost:	\$0.00	\$0.00
<i>SORT Command (2826GC) 2015 Chevy 2500HD VIN# 1GC1KUEG3FF552139</i>					
Date	July Mileage	August Mileage	Description of Work Performed	Total Cost	Total this FY
	150,877	151,464			
			Total Monthly Cost:	\$0.00	\$0.00
<i>EMS Training 2017 Tahoe (5098GE) VIN# 1GNSKFEC8HR326054</i>					
Date	July Mileage	August Mileage	Description of Work Performed	Total Cost	Total this FY
	79,591	79,920			
			Total Monthly Cost:	\$0.00	\$0.00
<i>District Reserve Support 1 2019 Tahoe (8531GF) VIN# 1GNSKFEC9KR369762</i>					
Date	July Mileage	August Mileage	Description of Work Performed	Total Cost	Total this FY
	103,390	103,408			
			Total Monthly Cost:	\$0.00	\$0.00
<i>District Reserve Support 2 2020 Tahoe (1106GG) VIN# 1GNSKFEC5LR305168</i>					
Date	July Mileage	August Mileage	Description of Work Performed	Total Cost	Total this FY
	111,926	111,934			
			Total Monthly Cost:	\$0.00	\$0.00

EMS Maintenance Report

For the Month August

2025

EMS Command 2024 F250 (7166GI) VIN# 1FT7W2BN9REC64013					
Date	July Mileage	August Mileage	Description of Work Performed	Total Cost	Total this FY
	19,615	20,919			
			Total Monthly Cost:	\$0.00	\$0.00
EMS District 1 2024 F250 (1000GJ) VIN# 1FT7W2BNXREF19252					
Date	July Mileage	August Mileage	Description of Work Performed	Total Cost	Total this FY
	4,171	6,662			
			Total Monthly Cost:	\$0.00	\$0.00
EMS District 2 2024 F250 (1001GJ) VIN# 1FT7W2BN8REF17631					
Date	July Mileage	August Mileage	Description of Work Performed	Total Cost	Total this FY
	6,193	8,215			
			Total Monthly Cost:	\$0.00	\$0.00
EMS District 3 2024 F250 (2252GJ) VIN# 1FT7W2BNXREF18053					
Date	July Mileage	August Mileage	Description of Work Performed	Total Cost	Total this FY
	6,478	9,046			
			Total Monthly Cost:	\$0.00	\$0.00
EMS Communications 2014 F-150 (2830-GC) VIN# 1FTFX1EFXKGG51608					
Date	July Mileage	August Mileage	Description of Work Performed	Total Cost	Total this FY
	75,900	76,134			
			Total Monthly Cost:	\$0.00	\$0.00
EMS Chief 2022 Ford F-350 (7304GH) VIN# 1FT8W3BT6NEE22035					
Date	July Mileage	August Mileage	Description of Work Performed	Total Cost	Total this FY
	27,379	28,632			
			Total Monthly Cost:	\$0.00	\$0.00
Operations Asst. Chief 2024 F250 (7167GI) VIN# 1FT7W2BN4REC62461					
Date	July Mileage	August Mileage	Description of Work Performed	Total Cost	Total this FY
8/6/2025	18,434	19,398	Dismount/Mount/Balance tires x 4	\$120.00	
8/12/2025			Alignment	\$123.95	
			Total Monthly Cost:	\$243.95	\$243.95

**EMS Maintenance Report
For the Month August
2025**

Administration Asst. Chief 2021 Expedition (1934GH) VIN# 1FMJU1JT1MEA59232					
Date	July Mileage	August Mileage	Description of Work Performed	Total Cost	Total this FY
	27,880	28,300			
			Total Monthly Cost:	\$0.00	\$0.00
Fleet/Facilities Manager (9423-GH) 2023 International CV515 VIN# 1HTKTSWK9PH149753					
Date	July Mileage	August Mileage	Description of Work Performed	Total Cost	Total this FY
	37,780	39,306			
			Total Monthly Cost:		\$134.00
Facilities (7154-GI) 2023 Chevy Express 2500 Van VIN# 1GCVGAFP7P1234883					
Date	July Mileage	August Mileage	Description of Work Performed	Total Cost	Total this FY
	24,912	25,983			
			Total Monthly Cost:	\$0.00	\$0.00
EMS Utility (5170-GA) 2012 F-450 FLEET/FACILITIES VIN# 1FDUF4GT4CEA71907					
Date	July Mileage	August Mileage	Description of Work Performed	Total Cost	Total this FY
	261,788	261,788			
			Total Monthly Cost:	\$0.00	\$0.00
2004 John Deere 6X4 UTV					
Date	July Mileage	August Mileage	Description of Work Performed	Total Cost	Total this FY
			Total Monthly Cost:	\$0.00	\$0.00
2016 Polaris 800 6X6 UTV VIN# 4XARAA761GT734036					
Date	July Mileage	August Mileage	Description of Work Performed	Total Cost	Total this FY
			Total Monthly Cost:	\$0.00	\$0.00
2024 Polaris 1000 4x4 UTV Vin# 4XARSE99XR8453791					
Date	July Mileage	August Mileage	Description of Work Performed	Total Cost	Total this FY
			Total Monthly Cost:	\$0.00	\$0.00

EMS Maintenance Report

For the Month August

2025

AMBU-BUS VIN# 1BAAKCSA7TF070743					
Date	July Mileage	August Mileage	Description of Work Performed	Total Cost	Total this FY
	201,319	201,319			
			Total Monthly Cost:	\$0.00	\$0.00
Totals					
Parts Cost	July	\$3,507.44		Month Total	Grand Total FY
	August	\$55.64		\$377.25	\$791.25
	September				
	October		Allocated Funding	\$105,500.00	
	November		Total FY 2024-2025 Expenditures Incl Parts	\$4,354.33	
	December		Remaining Fund Balance	\$101,145.67	
	January		Percentage of Budget Exhausted	5%	
	February		Percentage of Budget Remaining	95%	
	March				
	April				
	May				
	June				
Total FY 25-26		\$3,563.08			



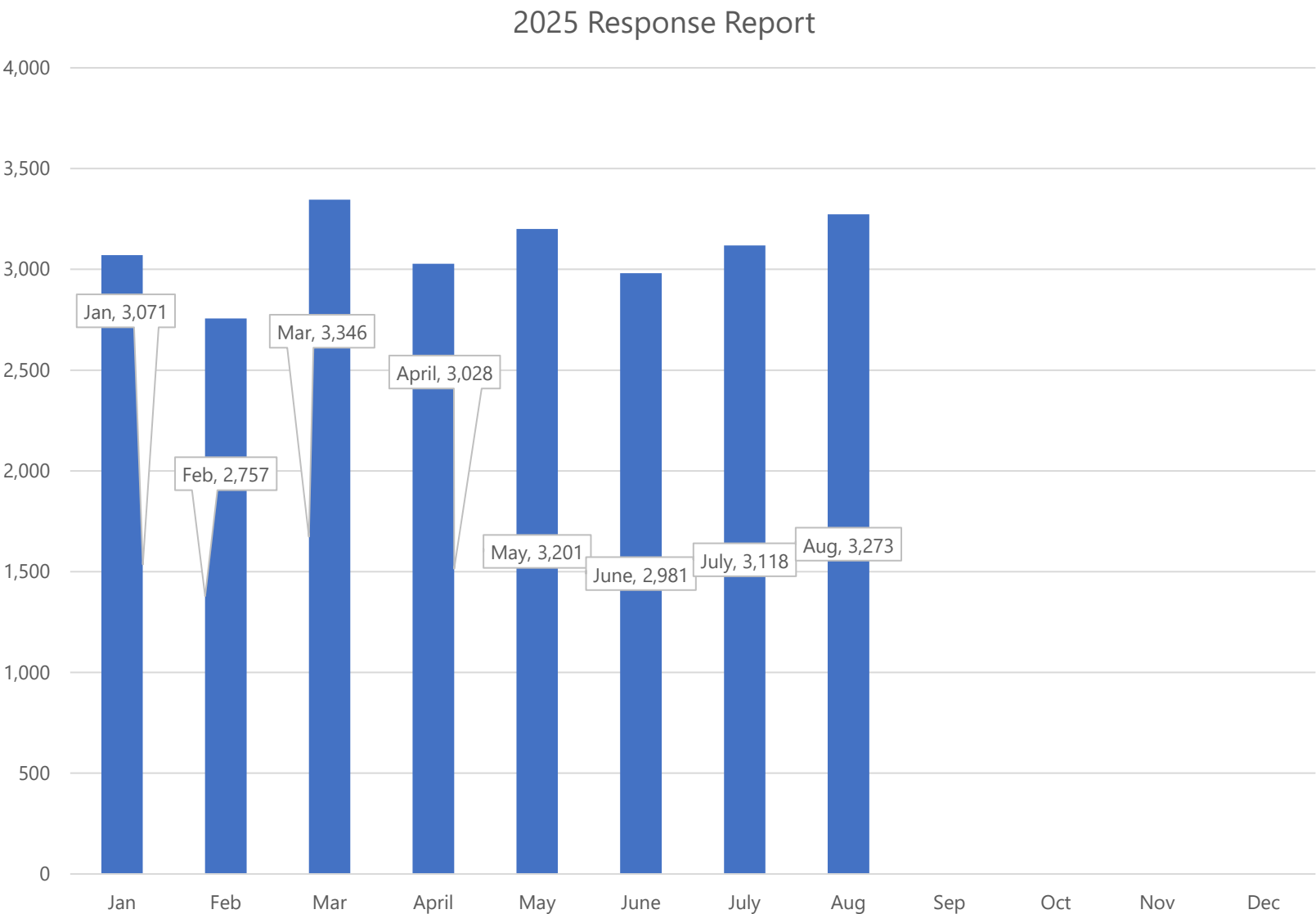
EMS Response Report for August 2025

A creative way to visually report EMS
Data.

2025 EMS Monthly Response Report

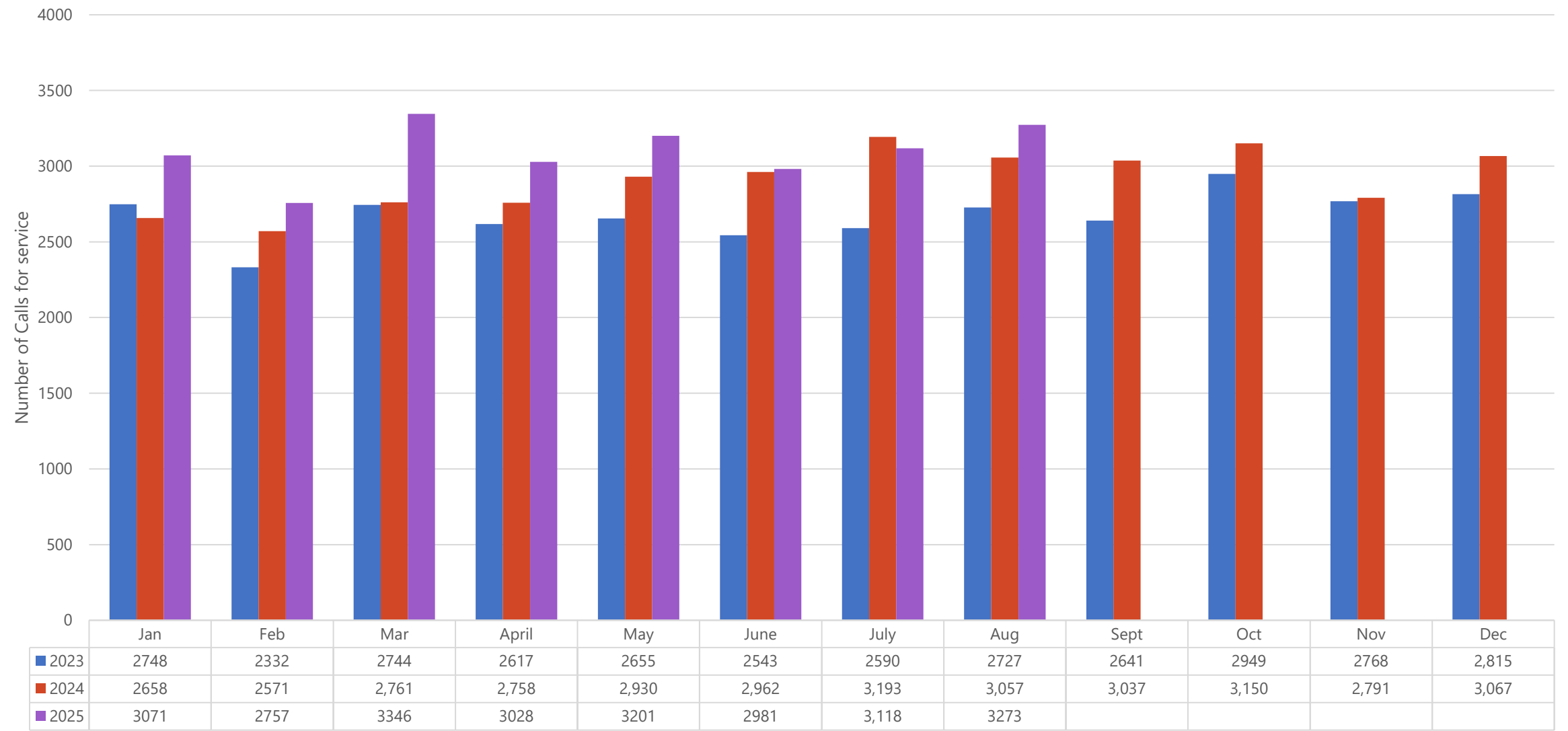
Total call volume by month:

- January 3071
- February 2757
- March 3346
- April 3028
- May 3201
- June 2981
- July 3118
- August 3273

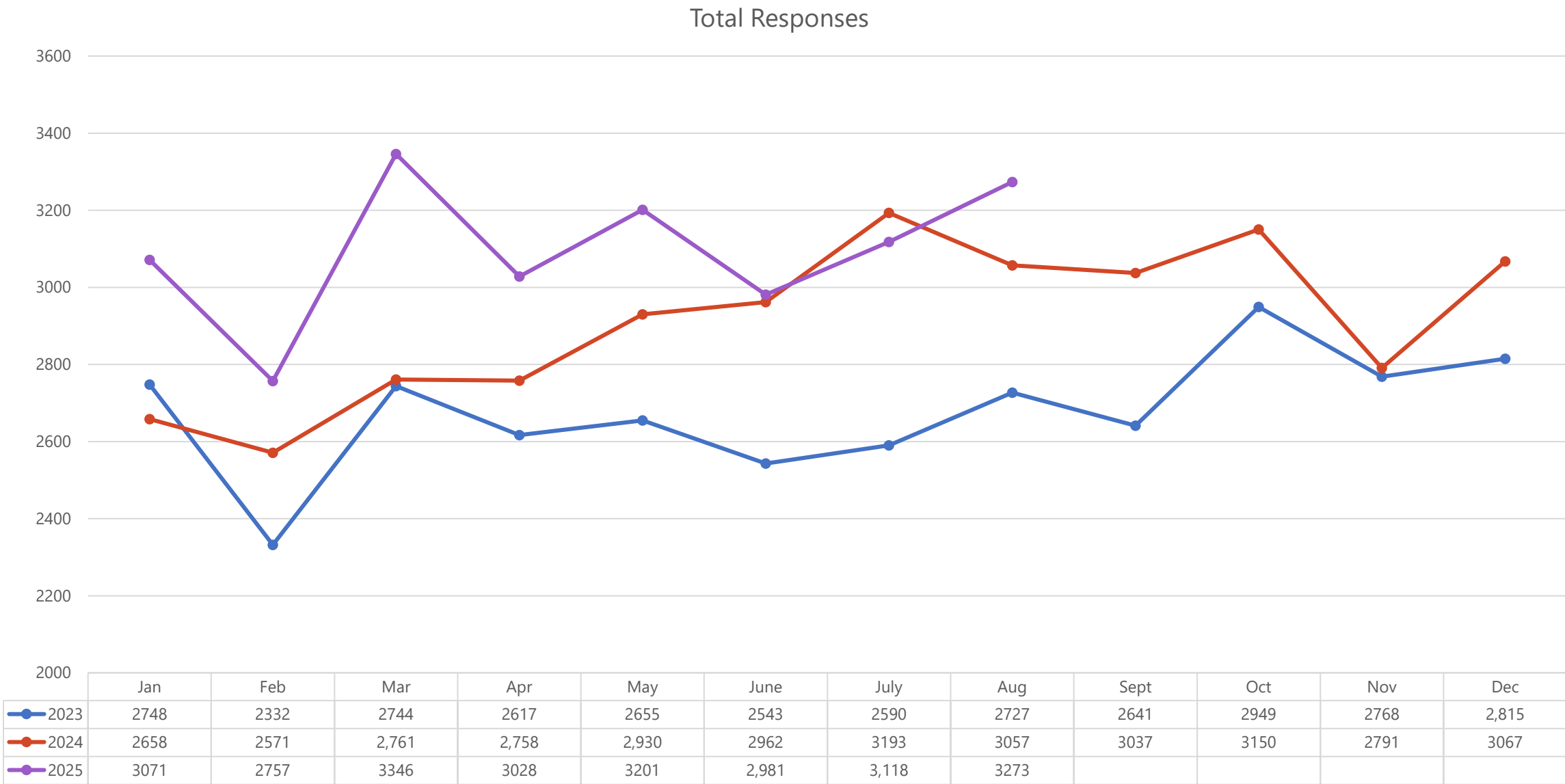


Historical Response Data

Yearly Responses



Total Responses for 2023, 2024 and 2025 Comparison



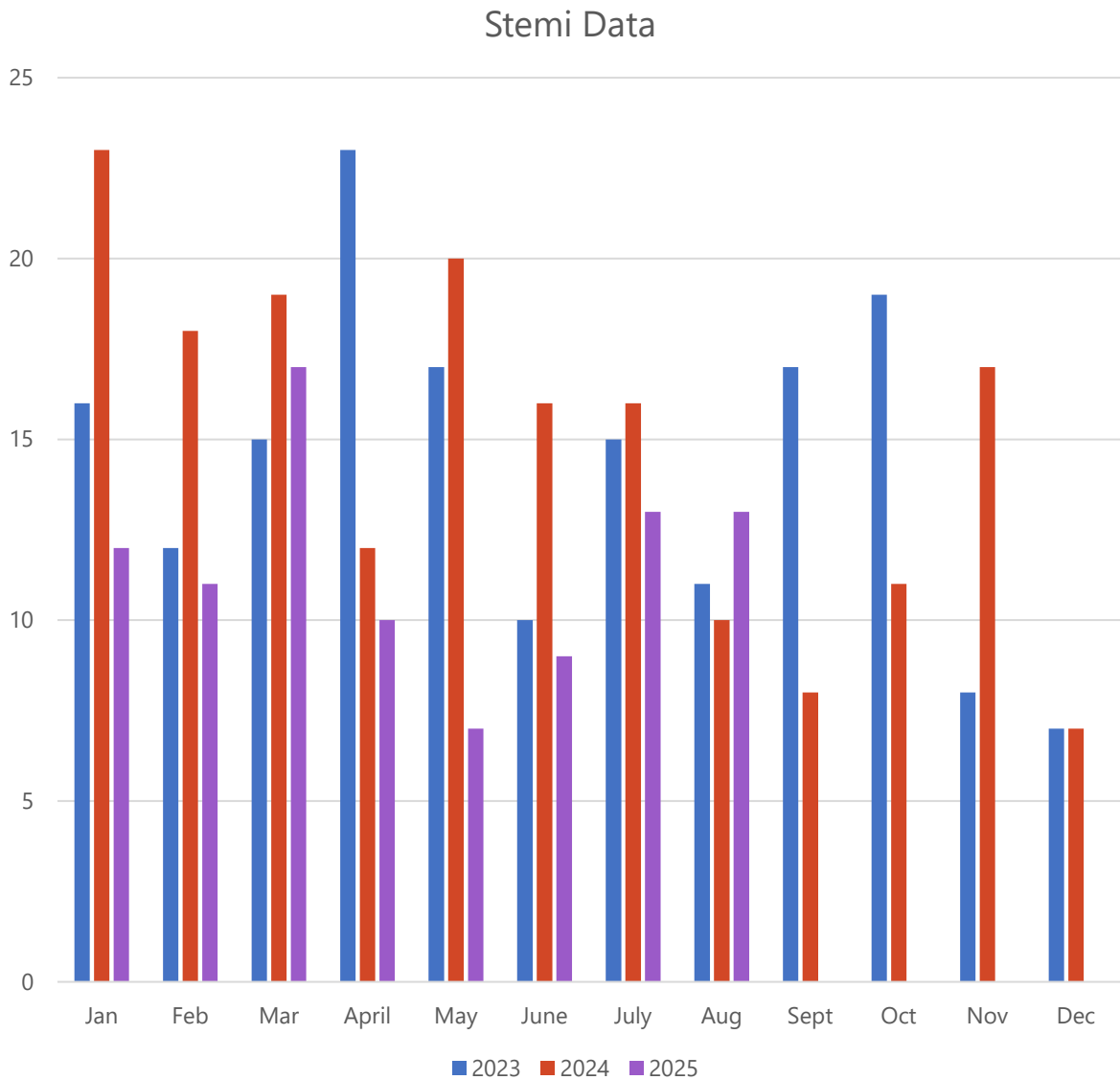
Clinical Reports



STEMI Report

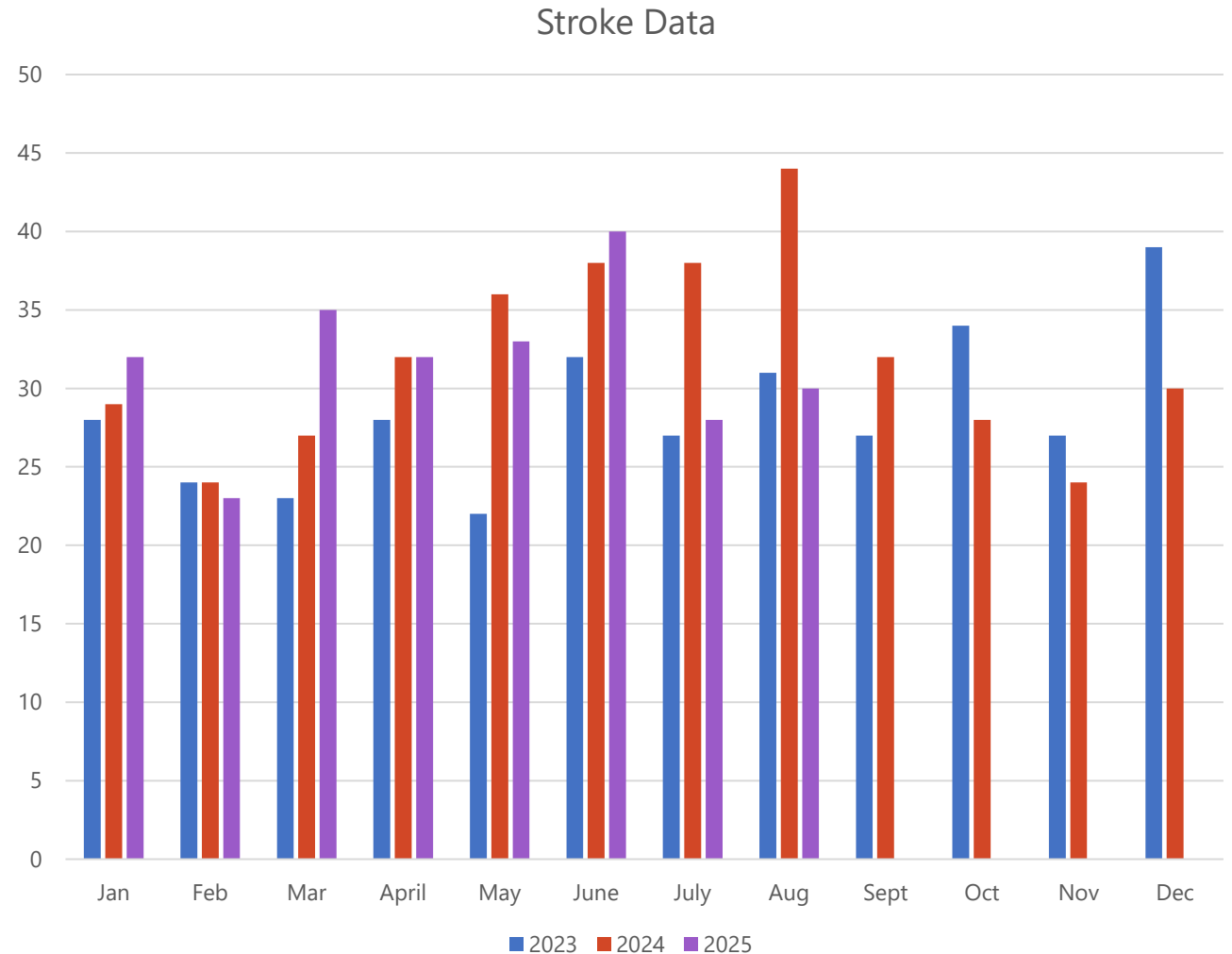
STEMI is defined as a **ST** segment **E**levation on our cardiac monitor.

Also known as a **M**yocardial **I**nfarction, or an active heart attack.



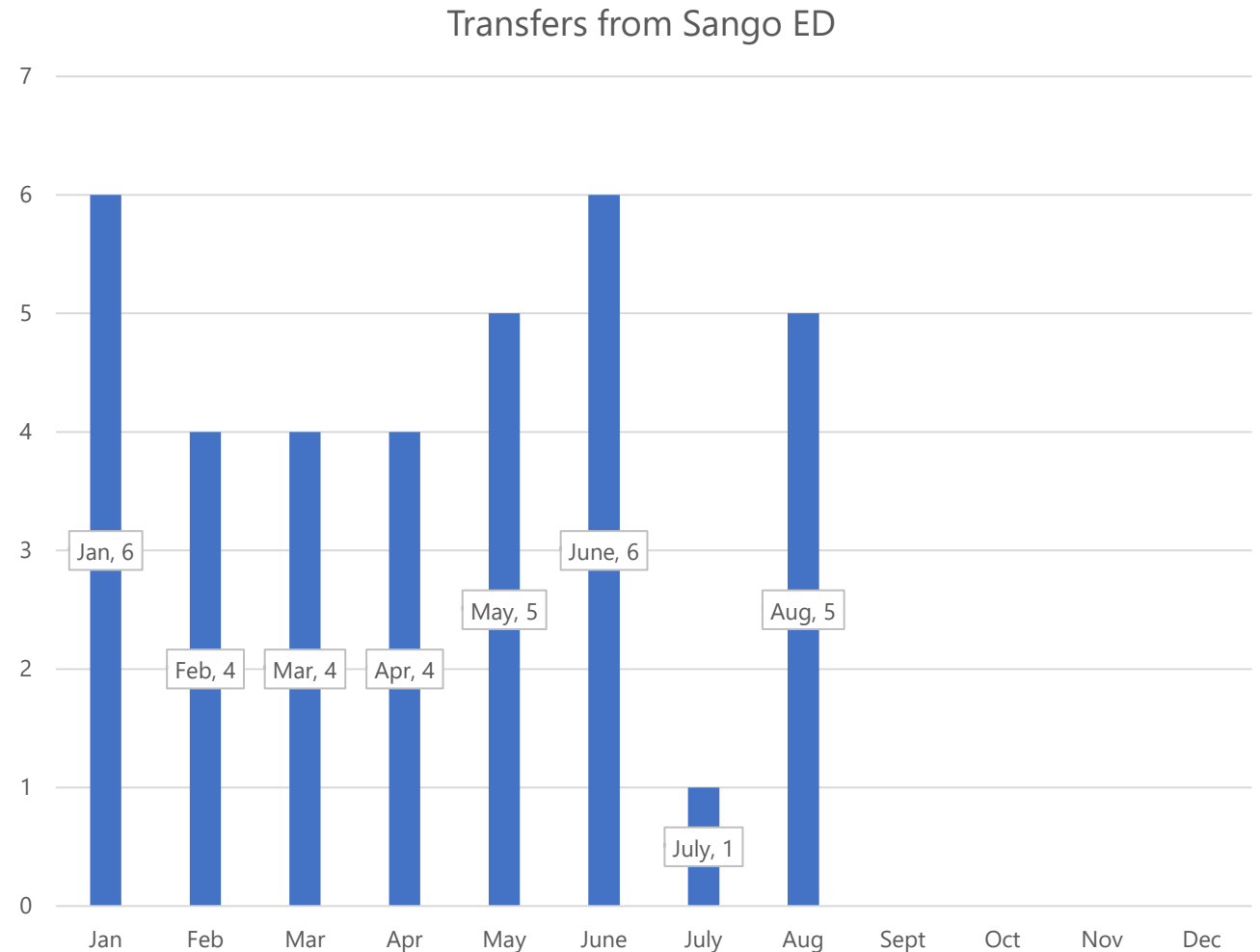
Clinical Reports Continued

- **Cerebral Vascular Accident**
- CVA is a Stroke: A Stroke is when a portion of the brain is not receiving blood flow.
- The majority of Strokes are caused by occlusions or blood clots in a similar mechanism as a heart attack.



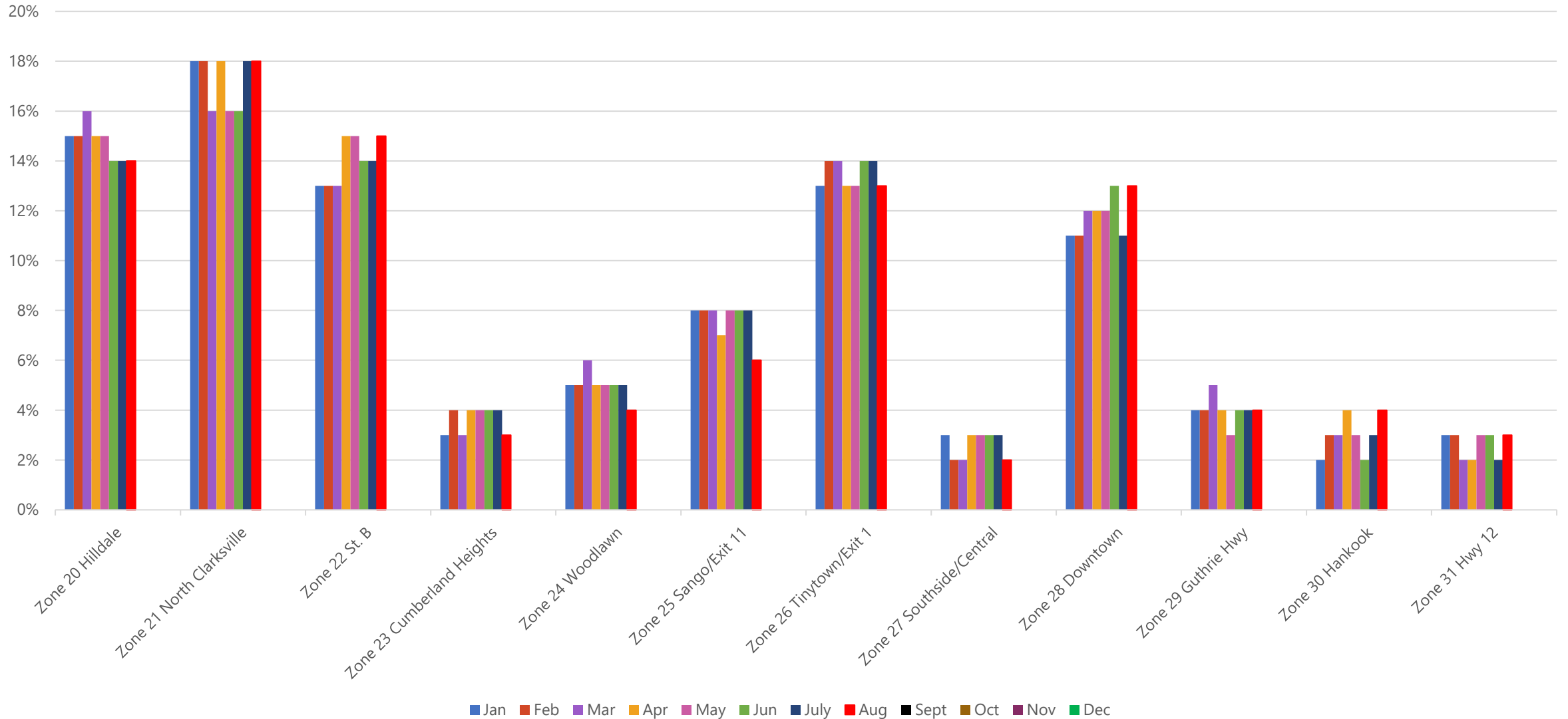
Transfers from Sango Emergency Department

- Transfers from Sango ED occur when no other resource is available, and the patient meets established clinical criteria for an immediate transfer to the main facility or a higher level of care at a Nashville facility.
- Examples:
 - Needing flight
 - STEMI
 - Emergent OB
 - Emergent Surgery



2025 Zone Responses

2025 Zone Response Percentages



Total Responses by Units



Other Monthly Statistics/Information

- 29 Coroner Cases worked for the month
- Training staff attended the Tennessee EMS Educators Conference
- Participated in a touch a truck event at Greater New Birth Jerusalem Ministries and Abundant Life Outreach Center
- Leadership and facilities remodeled bedrooms at station 26 to accommodate a second crew
- Participated in National Night Out at APSU
- Initial internal Paramedic class has been completed, and all have been successful but one so far
- Stoodby at APSU Summer Commencement Ceremony
- Provided coverage for the Bubba Johnson 5K
- Billing staff attended the TASA Reimbursement Conference
- Middle and High School Football games have started. We attempted to be onsite for 19 total games
- Our new Radio/IT employee started work
- Current Openings: 0



Montgomery County Emergency Medical Services Financial Report for the Month
of: August 2025

Total Charges		Total Collections					
	Total Amount Charged	Private Pay	Insurance	Medicaid	Medicare	Tennova	Total Collection By Month
Jul	\$1,341,162.39	\$48,917.82	\$232,079.57	\$75,088.13	\$281,258.40	\$0.00	\$637,343.92
Aug	\$960,046.28	\$38,161.97	\$232,142.18	\$209,896.92	\$294,186.63	\$10,632.80	\$785,020.50
Sep							\$0.00
Oct							\$0.00
Nov							\$0.00
Dec							\$0.00
Jan							\$0.00
Feb							\$0.00
Mar							\$0.00
Apr							\$0.00
May							\$0.00
Jun							\$0.00
Total	\$2,301,208.67	\$87,079.79	\$464,221.75	\$284,985.05	\$575,445.03	\$10,632.80	\$1,422,364.42

Credit Bureau		Contractual Writeoffs				
	Placements	Collections	Insurance	Medicaid	Medicare	Total
Jul	\$211,525.00	\$12,136.00	\$68,387.42	\$108,232.12	\$315,233.37	\$491,852.91
Aug	\$240,121.00	\$6,354.00	\$44,372.43	\$105,368.02	\$274,545.49	\$424,285.94
Sep						\$0.00
Oct						\$0.00
Nov						\$0.00
Dec						\$0.00
Jan						\$0.00
Feb						\$0.00
Mar						\$0.00
Apr						\$0.00
May						\$0.00
Jun						\$0.00
Total	\$451,646.00	\$18,490.00	\$112,759.85	\$213,600.14	\$589,778.86	\$916,138.85

Projected Collections **\$7,600,000.00**
YTD Collections **\$1,422,364.42**
Projection Remaining **\$6,177,635.58**
% of FY Exhausted **16.67%**

